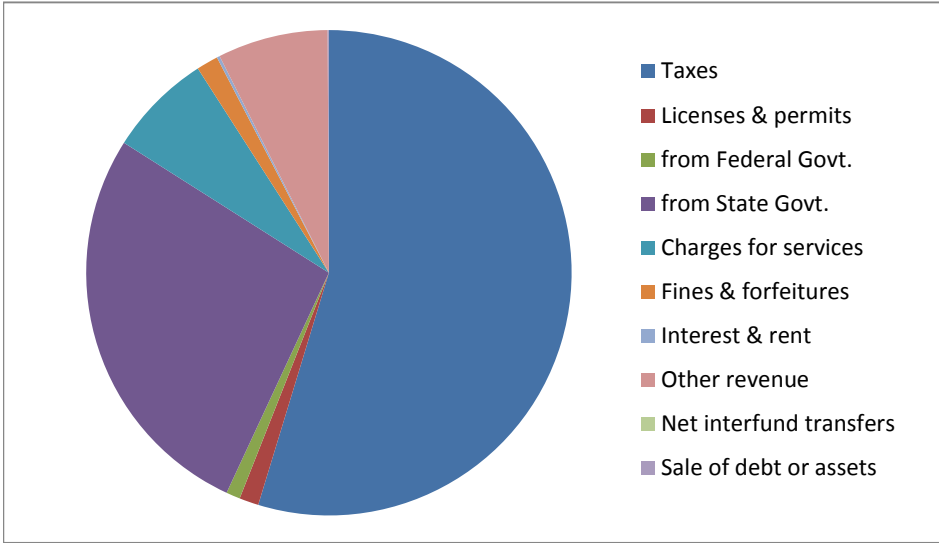


CITIZENS' GUIDE TO LOCAL UNIT FINANCES - Mount Morris Township

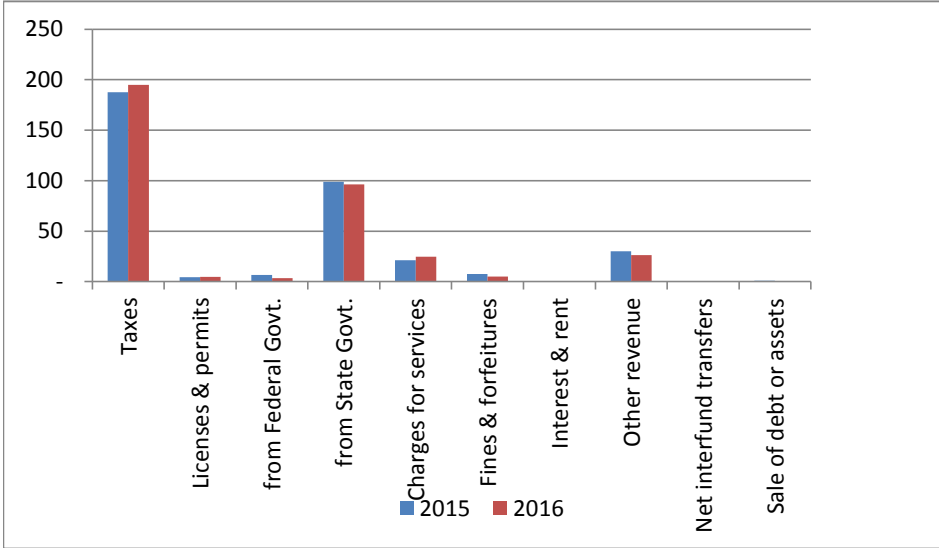
1. Where our money comes from (all governmental funds)



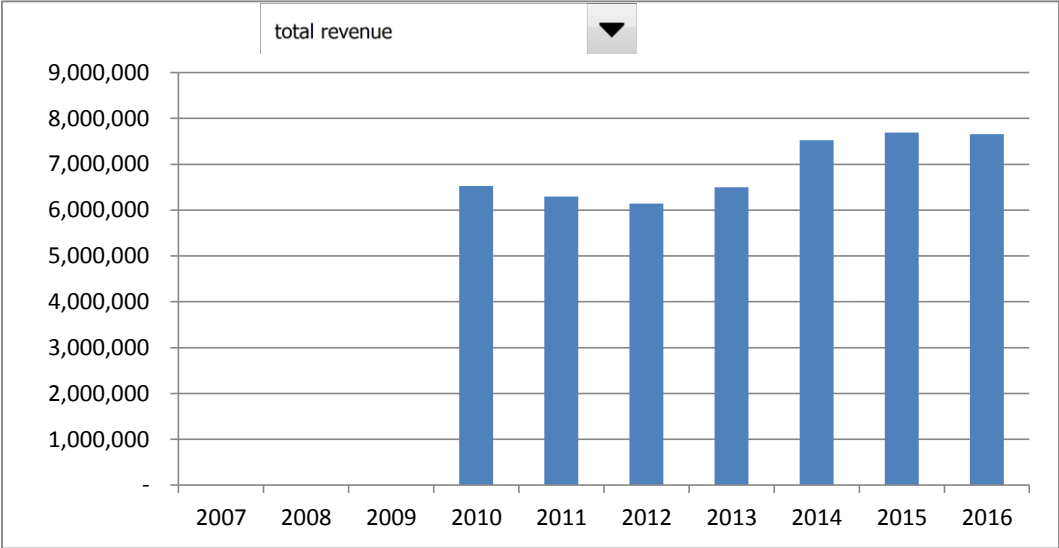
2. Compared to the prior year

	2015	2016	% change
Taxes	\$ 4,036,338	\$ 4,187,439	4%
Licenses & permits	94,362	98,659	0
from Federal Govt.	144,582	71,474	(1)
from State Govt.	2,124,488	2,072,050	-2%
Charges for services	453,292	529,996	17%
Fines & forfeitures	162,068	110,808	-32%
Interest & rent	12,990	14,862	14%
Other revenue	645,389	563,001	-13%
Net interfund transfers	-	-	n/a
Sale of debt or assets	16,185	6,394	-60%
Total	\$ 7,689,694	\$ 7,654,683	0%

3. Revenue sources per capita - compared to the prior year



4. Historical trends of individual sources

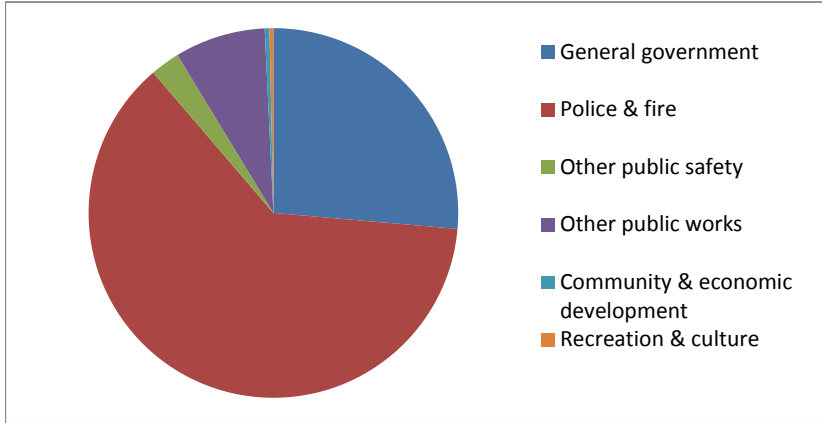


Commentary:

CITIZENS' GUIDE TO LOCAL UNIT FINANCES - Mount Morris Township

EXPENDITURES

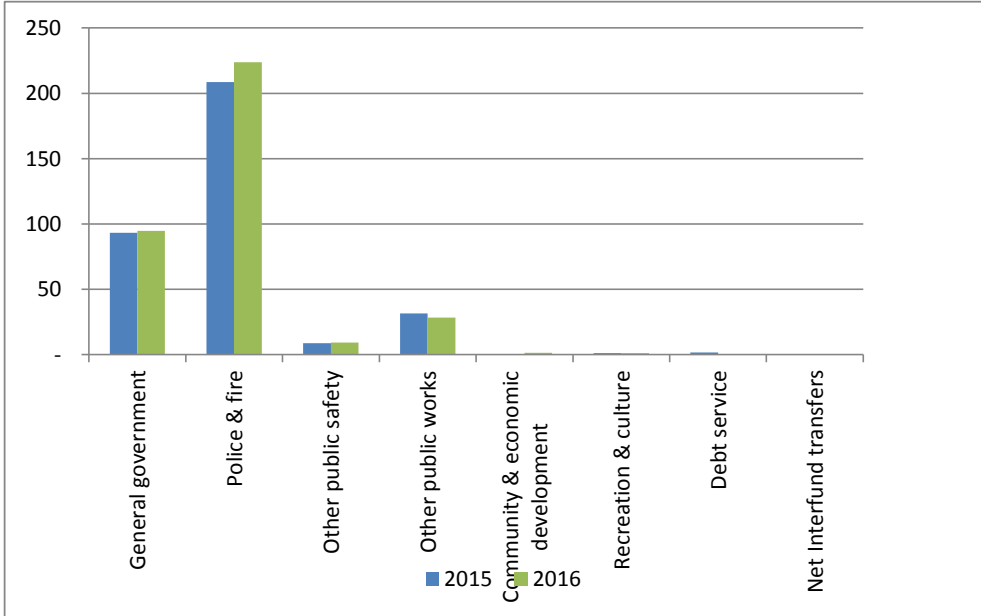
1. Where we spend our money (all governmental funds)



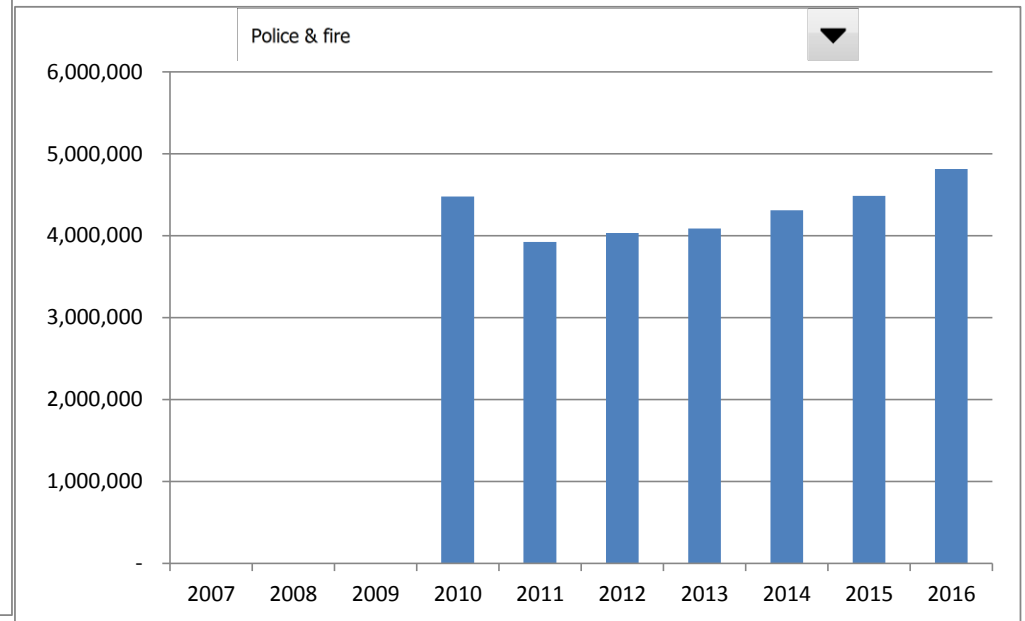
2. Compared to the prior year

	2015	2016	% change
General government	\$ 2,006,248	\$ 2,035,668	1%
Police & fire	4,484,313	4,812,789	7%
Other public safety	188,930	199,432	6%
Roads	-	-	n/a
Other public works	675,969	612,386	-9%
Health & welfare	-	-	n/a
Community & economic development	9,228	31,800	245%
Recreation & culture	26,544	26,558	0%
Capital outlay	-	-	n/a
Debt service	36,335	-	-100%
Interfund transfers (net)	-	-	n/a
total expenditures	\$ 7,427,567	\$ 7,718,633	4%

3. Spending per capita - compared to the prior year



4. Historical trends of individual departments:

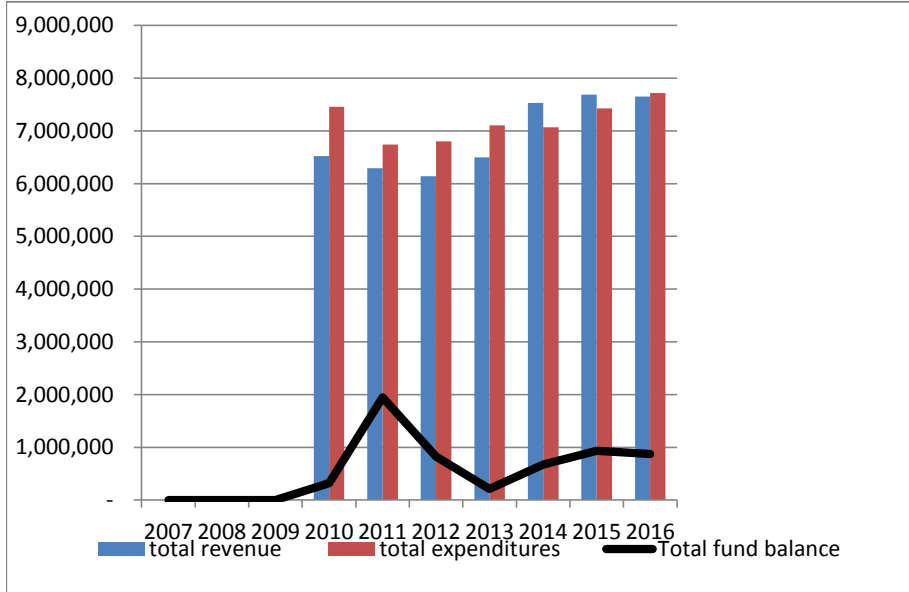


Commentary:

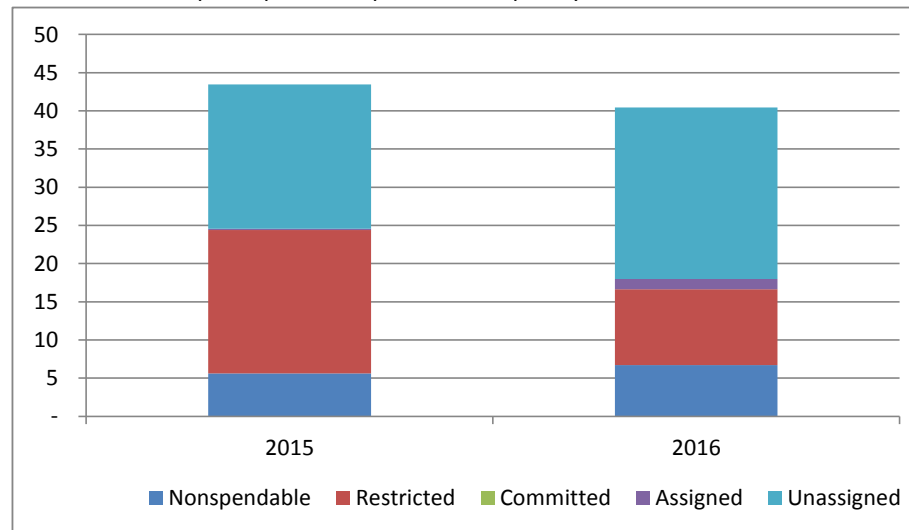
For more information on our unit's finances, contact the clerk's office at (810) 785-0817.

CITIZENS' GUIDE TO LOCAL UNIT FINANCES - Mount Morris Township

1. How have we managed our governmental fund resources (fund balance)?



3. Fund balance per capita - compared to the prior year

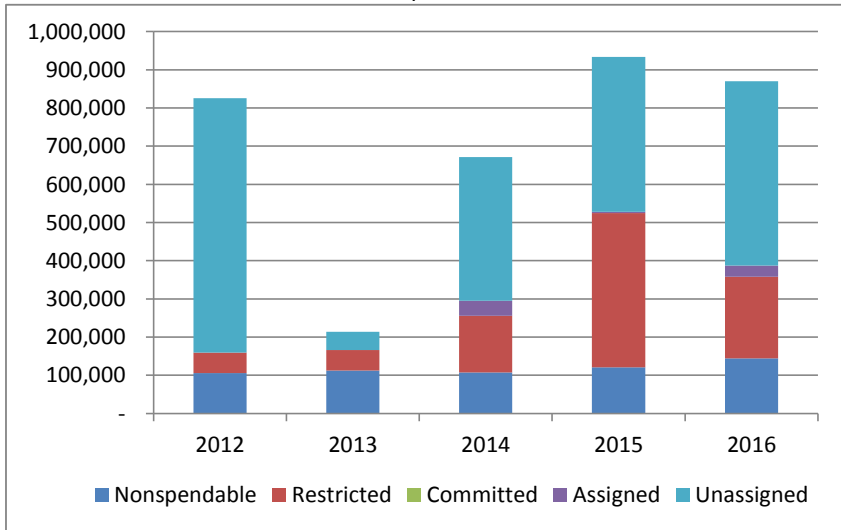


FINANCIAL POSITION

2. Compared to the prior year

	2015	2016	% change
Revenue	7,689,694	7,654,683	0%
Expenditures	7,427,567	7,718,633	4%
Surplus (shortfall)	262,127	(63,950)	-124%
Fund balance, by component:			
Nonspendable	120,660	144,252	20%
Restricted	404,158	213,335	-47%
Committed	-	-	#DIV/0!
Assigned	3,148	29,255	829%
Unassigned	405,869	483,043	19%
total fund balance	524,818	357,587	-32%

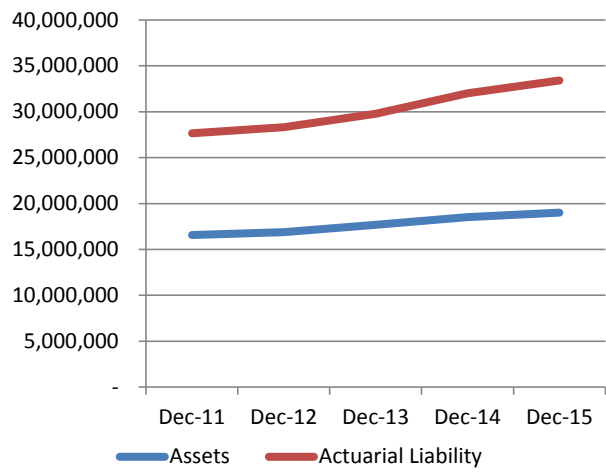
4. Historical trends of individual components



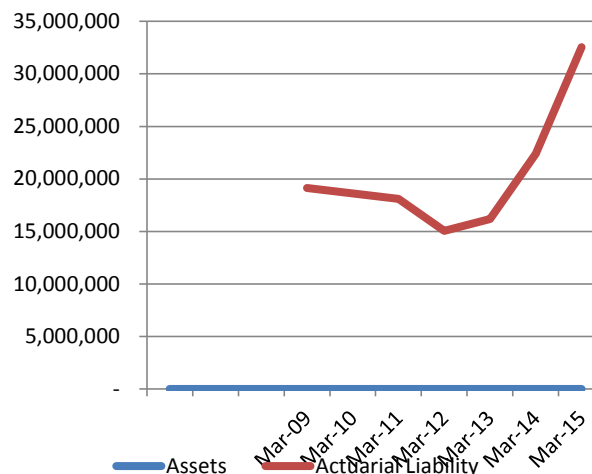
Commentary:

CITIZENS' GUIDE TO LOCAL UNIT FINANCES - Mount Morris Township

1. Pension funding status

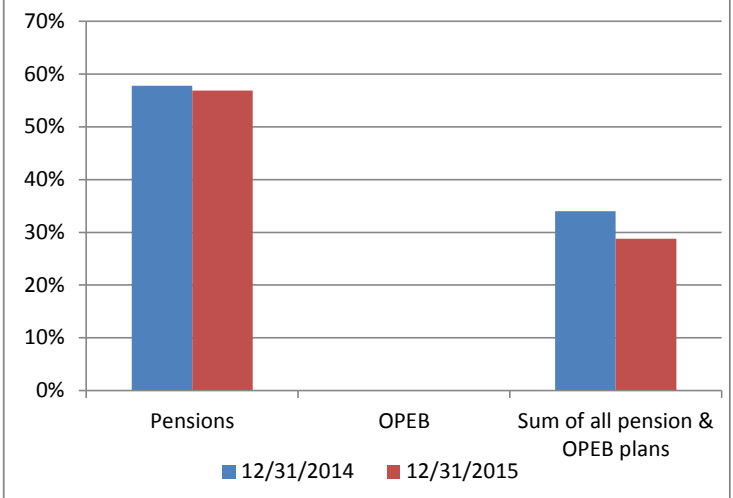


2. Retiree Health care funding status

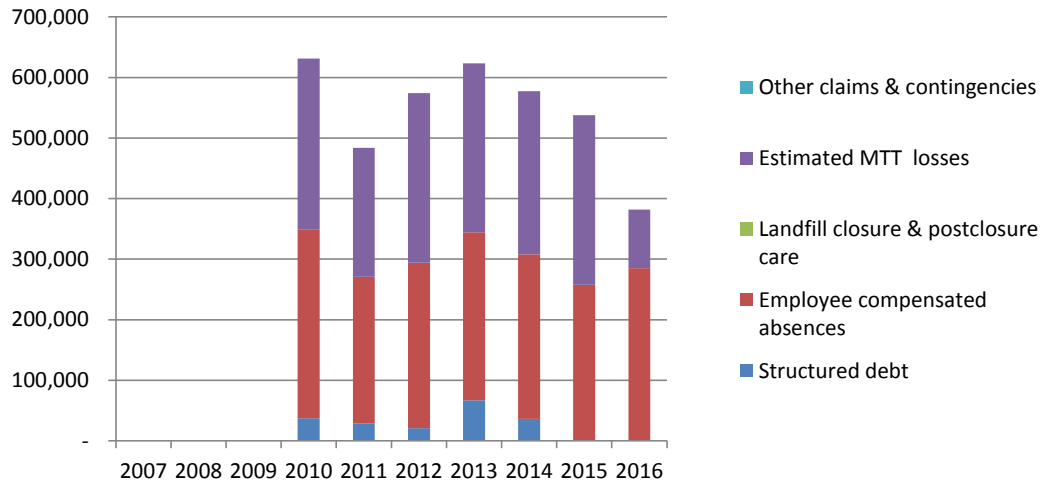


OTHER LONG TERM OBLIGATIONS

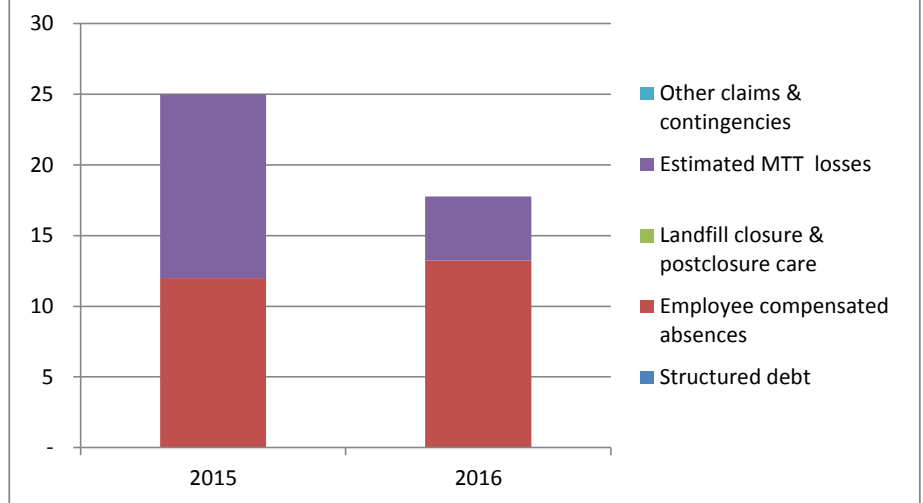
3. Percent funded - compared to the prior year



4. Long Term Debt obligations:



5. Debt & other long term obligations per capita - compared to the prior year



Commentary:

For more information on our unit's finances, contact the clerk's office at (810) 785-0817.